

STORAGE

SISTEMA45 Wall units



STORAGE

SISTEMA45 Wall units

Technical specifications

WALL UNITS AND SUSPENDED BASES - STRUCTURE

Structure consisting of base, top and two sides joined with 45° processing. Rear panel inserted in milled, with predisposition bracket for hooking to the wall. Made with 18mm thick particle board panels in 2 versions:

- E1 class scratch-resistant and anti-reflective melamine on two sides, with 1mm thick ABS perimeter edges;
- micro-structured matt lacquered with polyurethane paints.

Equipped with adjustable bracket for fixing on masonry (no plasterboard). Made in 3 heights. Available in 3 melamine colors and 19 lacquers. Max capacity for single element 25Kg.

WALL SHELVES

Made with 25mm thick particle board panels in 2 versions:

- melamine E1 class scratch-resistant and antireflective on two sides, with perimeter edges in 1mm thick ABS;
- micro-structured matt lacquered with polyurethane paints.

Adjustable concealed shelf support inserted in the thickness of the shelves. For masonry walls (hardware for other supports, i.e. plasterboard is not supplied). Available in 3 melamine colors and 19 lacquers. Max capacity for single element 25Kg.

MELAMINE, LACQUERED AND VENEERED FRONTALS

Made with 18mm thick particle board panels in 3 versions:

- E1 class scratch-resistant and anti-reflective melamine on two sides, with 1mm thick ABS perimeter edges;
- micro-structured matt lacquered with polyurethane paints;
- veneered with Alpi multilaminar wood veneer according to ISO 18775, and painted with non-toxic, anti-reflective transparent acrylic paints.

Available with side hinged opening, bottom or flap hinged and pull-out drawer. Push & Pull opening system and for the side hinged opening doors included also soft closure mechanism. Fronts available in all finishes of the melamine, lacquered and veneered collection.

LINK MODULE

Made of epoxy powder coated steel sheet 1.2mm thick. All edges are smooth and rounded. Available in 2 versions, one for assembly with wall units and the other for assembly on wall shelves. LINK available in 3 colors.

Abacus

Pensile SISTEMA45 | SISTEMA45 wall unit | Élément de rangement suspendu SISTEMA45



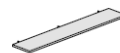
L90 P43 H41,6
L90 P33 H41,6
L45 P43 H41,6
L45 P33 H41,6



L90 P43 H83,2
L90 P33 H83,2



L90 P43 H20,8
L90 P33 H20,8
L45 P43 H20,8
L45 P33 H20,8



L180 P32 H2,5
L135 P32 H2,5
L90 P32 H2,5

Pensile SISTEMA45 con anta | SISTEMA45 wall unit with front | Élément de rangement suspendu SISTEMA45 avec porte



L90 P35 H41,6
L45 P35 H41,6



L90 P45 H41,6
L90 P35 H41,6
L45 P45 H41,6
L45 P35 H41,6



L90 P45 H41,6
L90 P35 H41,6
L45 P45 H41,6
L45 P35 H41,6

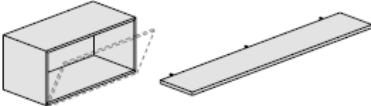
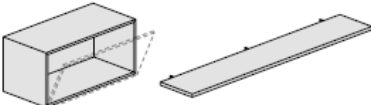
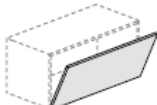
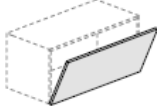
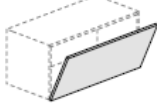



L90 P45 H41,6
L45 P45 H41,6

STORAGE

SISTEMA45 Wall units

Finishes

<p>Struttura e Mensola Structure and Shelf Structure et Étagère</p>		<p>Melaminico Melamine Mélamine</p> <p>N3BD N2GF N3NJ</p>
<p>Struttura e Mensola Structure and Shelf Structure et Étagère</p>		<p>Laccato Lacquered Laqué</p> <p>L2BD L2GC L2ME L2GF L2SI L2CS L2GL L2CN L2MS L2VO L2SA L2VF L2OT L2DE L2BV L2NU L2TI L2MK L2NE</p>
<p>Frontali Fronts Éléments frontaux</p>		<p>Melaminico Melamine Mélamine</p> <p>N3BD N3RV N3NB N3EU N2GF N3NJ N3FC</p>
<p>Frontali Fronts Éléments frontaux</p>		<p>Laccato Lacquered Laqué</p> <p>L2BD L2GC L2ME L2GF L2SI L2CS L2GL L2CN L2MS L2VO L2SA L2VF L2OT L2DE L2BV L2NU L2TI L2MK L2NE</p>
<p>Frontali Fronts Éléments frontaux</p>		<p>Impiallacciato Wood Veneer Bois Plaqué</p> <p>i1RO i1WE i2NR i2NT i2PA i2EB i3NR i3NT i3PA i3EB</p>
<p>Accessorio LINK LINK accessory Accessoire LINK</p>		<p>Metallo Metal Métal</p> <p>M2BD M1NE M2BZ</p>

STORAGE

SISTEMA45 Wall units

Technical specifications

GLASS FRONTS

Made of tempered glass 4mm thick available in 2 versions:

- back-lacquered glass, shiny and NO-PRINT, inserted into a 20/6 aluminum perimeter frame, available in 4 finishes;
- clear glass inserted into a 20/20 aluminum perimeter frame, available in 3 finishes.

Fronts ronts with bottom, flap hinged opening and side hinged opening. Available in all the finishes of the shiny back-lacquered glass, back-lacquered NO-PRINT glass and clear glass collection.

Abacus

Pensile SISTEMA45 con anta | SISTEMA45 wall unit with front | Elément de rangement suspendu SISTEMA45 avec porte



L 90 P 35 H 41,6
L 45 P 35 H 41,6



L 90 P 45 H 41,6
L 90 P 35 H 41,6
L 45 P 45 H 41,6
L 45 P 35 H 41,6



L 90 P 45 H 41,6
L 90 P 35 H 41,6
L 45 P 45 H 41,6
L 45 P 35 H 41,6

Finishes

<p>Telaio per frontali Frame for fronts Cadre pour éléments frontaux</p>		<p>Alluminio Aluminium Aluminium</p> <p>A1AL A2BD A2NE A1BZ</p>
<p>Frontali in vetro laccato Lacquered glass fronts Éléments frontaux en verre laqué</p>		<p>Vetro laccato Lacquered glass Verre laqué</p> <p>E1BD E1GC E1GF V1MS V1VF V1DE V1TT V1BV V1MK V1NE E3BD E3GC E3GF V3MS V3VF V3DE V3TT V3BV V3MK V3NE</p>
<p>Telaio per frontali Frame for fronts Cadre pour éléments frontaux</p>		<p>Alluminio Aluminium Aluminium</p> <p>A2BD A2NE A1BZ</p>
<p>Frontali in vetro Glass fronts Éléments frontaux en verre</p>		<p>Vetro Glass Verre</p> <p>E1EC V1GE V1BZ</p>

STORAGE

SISTEMA45 Wall units

Technical specifications

LAMINAM® FRONTS

Made with 5,6mm thick LAMINAM® porcelain stoneware slab inserted in a 20/6 epoxy powder coated aluminum perimeter frame, available in 2 finishes. Fronts with bottom, flap hinged opening and side hinged opening. Push & Pull opening system. Available in the 5 finishes of the LAMINAM® collection.

Abacus

Pensile SISTEMA45 con anta | SISTEMA45 wall unit with front | Élément de rangement suspendu SISTEMA45 avec porte



L90 P35 H41,6
L45 P35 H41,6



L90 P45 H41,6
L90 P35 H41,6
L45 P45 H41,6
L45 P35 H41,6










L90 P45 H41,6
L90 P35 H41,6
L45 P45 H41,6
L45 P35 H41,6



L90 P45 H41,6
L45 P45 H41,6

Finishes

<p>Telaio per frontali Frame for fronts Cadre pour éléments frontaux</p>		<p>Alluminio Aluminium Aluminium</p> <div style="display: flex; justify-content: space-around;"> <div style="text-align: center;">  A2BD </div> <div style="text-align: center;">  A2NE </div> </div>
<p>Frontali in Laminam® Laminam® fronts Éléments frontaux en Laminam®</p>		<p>Laminam® Laminam® Laminam®</p> <div style="display: flex; justify-content: space-around;"> <div style="text-align: center;">  K2OB </div> <div style="text-align: center;">  K2ON </div> <div style="text-align: center;">  K1BS </div> <div style="text-align: center;">  K1ND </div> <div style="text-align: center;">  K2PG </div> </div>

STORAGE

SISTEMA45 Wall units

Technical specifications

INTERNAL LED LAMP - Optional

The spotlight allows you to illuminate all those elements that do not have the possibility of having an electrical power supply. The metal plate, equipped with double-sided tape, allows its application in the most suitable position to correctly

illuminate the compartment and its contents.

Illuminating part:

- Composed of a led matrix with panel light type
- Color temperature 4000 ° K (Natural light)
- 2Watt power


Electronic circuits:

- 3.7V 2600mAh rechargeable lithium-ion battery
- On-off slide switch
- Activation via digital PIR sensor (the lamp operates for 30 seconds when a hot body is detected in its range of visibility) or capacitive touch
- Estimated duration: 10 daily cycles of 30 seconds each corresponding to 2 and a half months in conditions of maximum battery charge

Battery Charging Methods:

- Micro USB cable and 5V 1A power supply
- Qi standard wireless charging (requires transmitter induction base with micro usb cable and 5V 1A power supply)

Details

<p>Lampada LED LED lamp Lampe LED</p>		
-----------------------------------------------	-------------------------------------------------------------------------------------	--